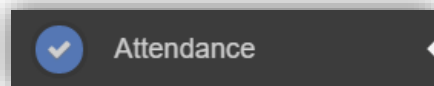


Attendance

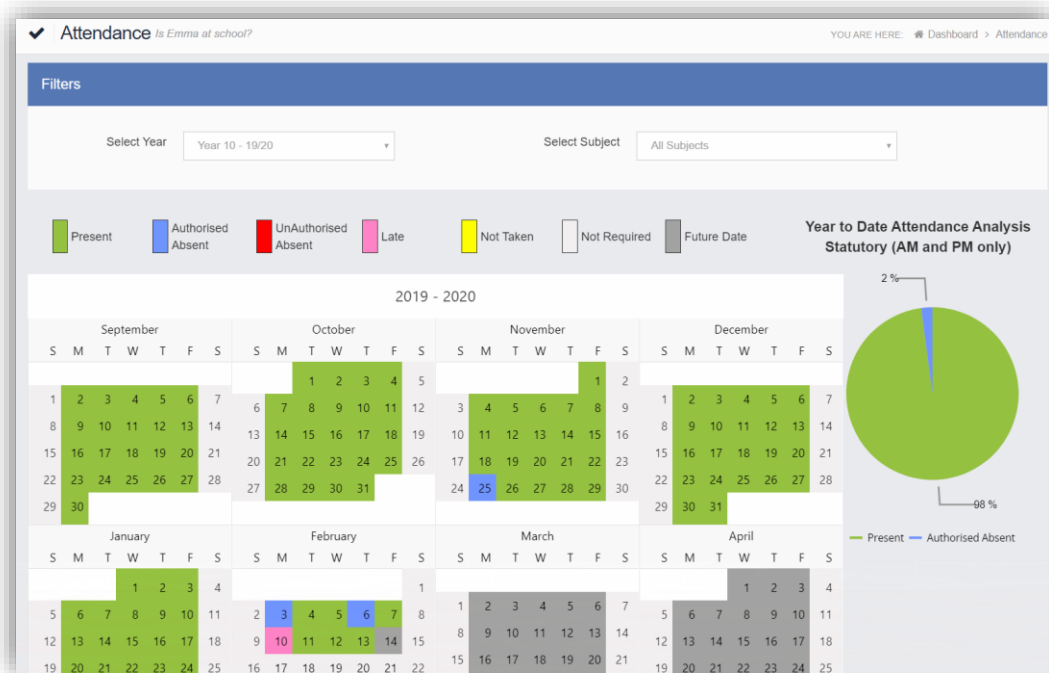
The **Attendance** option is accessible from both the **Menu Bar** and a **Widget**.



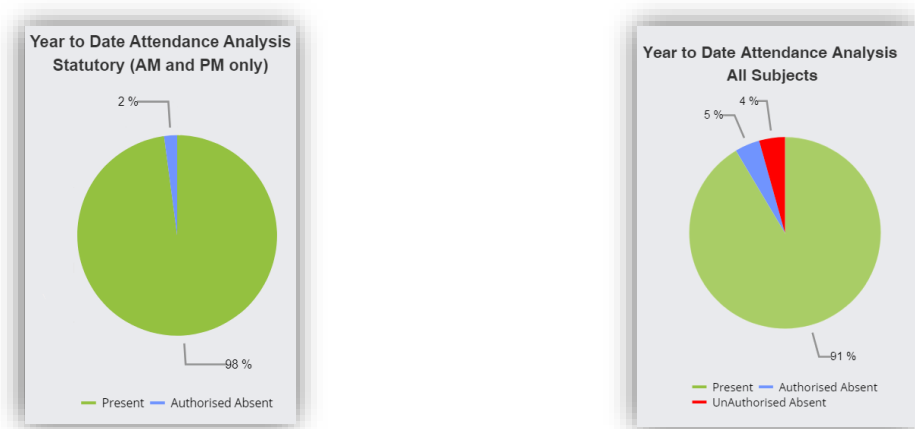
The **Widget** displays the **Attendance** for the current day. Clicking on a subject will open the **Attendance** page with a **Summary Pie Chart** for the year to date for that subject. Click on the **More** button to open the **Attendance** page.

<div> Attendance <i>Is Emma at school?</i> </div> <div>More</div>		
Period	Subject	Mark
AM	Tutor Group	
1	HI10/X2OB	
2	Science Combi 1	
PM	Tutor Group	
4	Mathematics	
5	English	

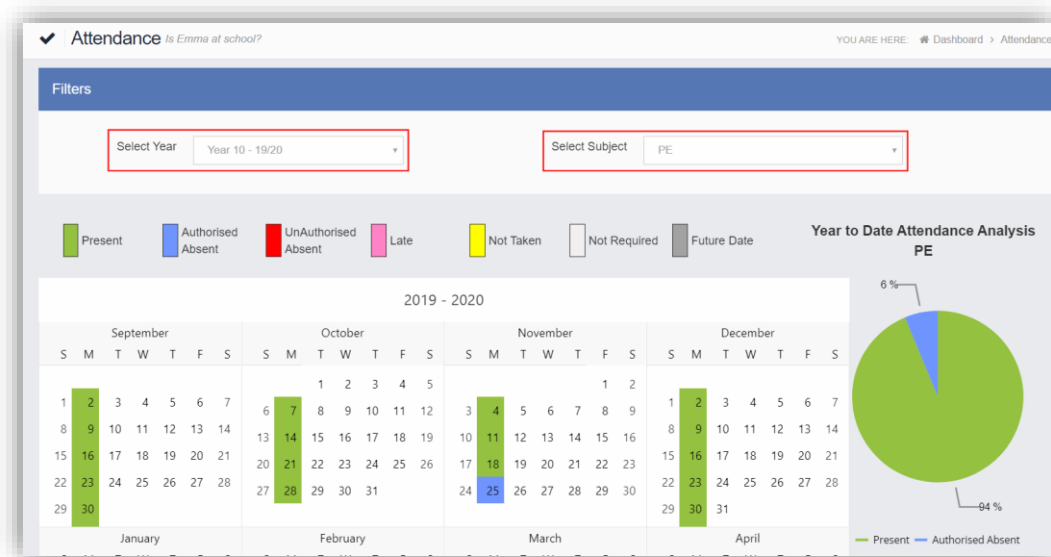
This displays the school year showing school days with the student marks, there is a legend which explains the colour coding. The colours are configurable by the school so may differ from the image. The displayed colour for each day is taken from the highest priority recorded for that day with **Unauthorised Absence** being the highest i.e. any recorded **Unauthorised Absence** will result in that day being highlighted in red or the schools chosen colour, even if it is only for 1 period.



The school also configures the data to be displayed and it may be set to display the **Year to date AM/PM** statutory marks or the **Year to date AM/PM and All Subject** marks.



The **Attendance** for a single **Subject** can also be displayed by selecting the **Subject** from the dropdown menu, as can the year.



Clicking on any day in the **Calendar** will display the timetabled periods for the student for that day and the registered marks.

Monday 10/02/2020

Period	Attendance	Subject
08:45 AM	Present	Tutor
09:05 1	Present	PE
10:16 2	Present	Science Combi 1
11:11 3	Present	PE
12:45 PM	Present	Tutor
13:00 4	5 min Late	Mathematics
13:55 5	Present	English