

# Connexions Careers Service Bolton

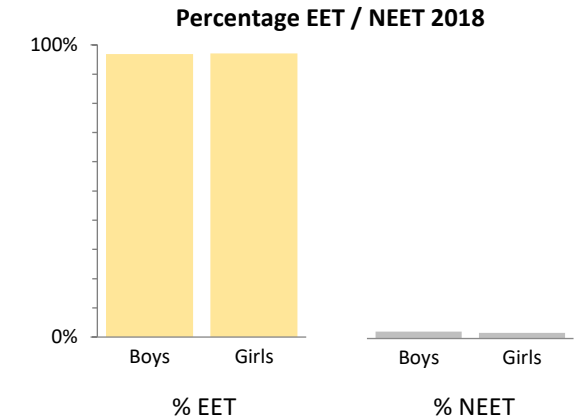
“Doing our best to help you achieve your best”



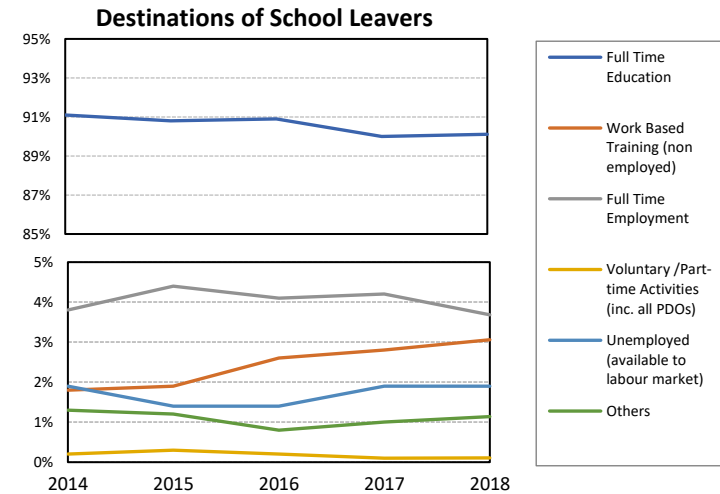
## Activity Survey 2018

For further information please contact please contact  
Bolton Council's Information Management unit: [information.analysis@bolton.gov.uk](mailto:information.analysis@bolton.gov.uk)

Destinations of School Leavers 2018	All Pupils		Boys		Girls	
	No.	%	No.	%	No.	%
Full Time Education	3327	90.1%	1657	87.2%	1670	93.2%
Work Based Training (non-employed status)	113	3.1%	85	4.5%	28	1.6%
Full Time Employment	136	3.7%	97	5.1%	39	2.2%
Voluntary /Part-time Activities (inc. all PDOs)	4	0.1%	2	0.1%	2	0.1%
<b>Total EET</b>	<b>3580</b>	<b>97.0%</b>	<b>1841</b>	<b>96.8%</b>	<b>1739</b>	<b>97.1%</b>
Unemployed (available to labour market)	70	1.9%	42	2.2%	28	1.6%
Unemployed (not available to labour market)	10	0.3%	3	0.2%	7	0.4%
<b>Total NEET</b>	<b>80</b>	<b>2.2%</b>	<b>45</b>	<b>2.4%</b>	<b>35</b>	<b>2.0%</b>
Moved out of Contact	11	0.3%	8	0.4%	3	0.2%
No Response	21	0.6%	7	0.4%	14	0.8%
<b>Survey Total</b>	<b>3692</b>		<b>1901</b>		<b>1791</b>	



Destinations of School Leavers (5 year trend)	2014	2015	2016	2017	2018
Full Time Education	91.1%	90.8%	90.9%	90.0%	90.1%
Work Based Training (non employed)	1.8%	1.9%	2.6%	2.8%	3.1%
Full Time Employment	3.8%	4.4%	4.1%	4.2%	3.7%
Voluntary /Part-time Activities (inc. all PDOs)	0.2%	0.3%	0.2%	0.1%	0.1%
Unemployed (available to labour market)	1.9%	1.4%	1.4%	1.9%	1.9%
Others	1.3%	1.2%	0.8%	1.0%	1.1%



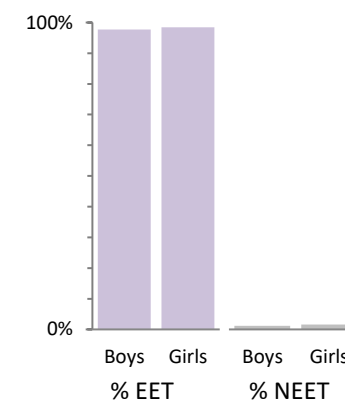
# Connexions Activity Survey 2018

Sharples School

Data as at 15/01/2019

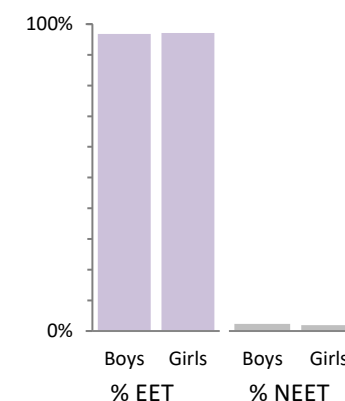
## Sharples School

	All Pupils		Boys		Girls	
	No.	%	No.	%	No.	%
Full Time Education	140	93.3%	80	93.0%	60	93.8%
Work Based Training (non-employed status)	5	3.3%	3	3.5%	2	3.1%
Full Time Employment	2	1.3%	1	1.2%	1	1.6%
Voluntary /Part-time Activities (inc. all PDOs)	0	0.0%	0	0.0%	0	0.0%
<b>Total EET</b>	<b>147</b>	<b>98.0%</b>	<b>84</b>	<b>97.7%</b>	<b>63</b>	<b>98.4%</b>
Unemployed (available to labour market)	2	1.3%	1	1.2%	1	1.6%
Unemployed (not available to labour market)	0	0.0%	0	0.0%	0	0.0%
<b>Total NEET</b>	<b>2</b>	<b>1.3%</b>	<b>1</b>	<b>1.2%</b>	<b>1</b>	<b>1.6%</b>
Moved out of Contact	1	0.7%	1	1.2%	0	0.0%
No Response	0	0.0%	0	0.0%	0	0.0%
<b>Survey Total</b>	<b>150</b>		<b>86</b>		<b>64</b>	



## Bolton

	All Pupils		Boys		Girls	
	No.	%	No.	%	No.	%
Full Time Education	3327	90.1%	1657	87.2%	1670	93.2%
Work Based Training (non-employed status)	113	3.1%	85	4.5%	28	1.6%
Full Time Employment	136	3.7%	97	5.1%	39	2.2%
Voluntary /Part-time Activities (inc. all PDOs)	4	0.1%	2	0.1%	2	0.1%
<b>Total EET</b>	<b>3580</b>	<b>97.0%</b>	<b>1841</b>	<b>96.8%</b>	<b>1739</b>	<b>97.1%</b>
Unemployed (available to labour market)	70	1.9%	42	2.2%	28	1.6%
Unemployed (not available to labour market)	10	0.3%	3	0.2%	7	0.4%
<b>Total NEET</b>	<b>80</b>	<b>2.2%</b>	<b>45</b>	<b>2.4%</b>	<b>35</b>	<b>2.0%</b>
Moved out of Contact	11	0.3%	8	0.4%	3	0.2%
No Response	21	0.6%	7	0.4%	14	0.8%
<b>Survey Total</b>	<b>3692</b>		<b>1901</b>		<b>1791</b>	



## Activity Survey 2018

### Academic Level Breakdown

Sharples School	No. of Pupils	Percentage
GCE A or AS or A2 level	65	46.4%
GCSE course(s)	1	0.7%
NVQ Level 1 or equivalent	7	5.0%
NVQ Level 2 or equivalent	11	7.9%
NVQ Level 3 or equivalent	47	33.6%
Other courses followed in full time educ	9	6.4%
Sharples School Science Specialist College Total	140	100.0%

**Activity Survey 2018**  
**Further Education Breakdown**

**Where 2018 Leavers Undertake Post 16 Education**

<b>Sharples School</b>	
<b>Number of Pupils</b>	
<b>Bolton Institutions</b>	
Bolton College	26
Bolton Sixth Form College	79
Canon Slade CofE School	1
Sharples School Science Specialist College	1
Thornleigh Salesian College	9
Turton School	5
<b>Bolton Institutions Total</b>	<b>121</b>
<b>Greater Manchester Institutions</b>	
Bridgewater School	1
Bury College	8
Darul Uloom Al Arabiya Al Islamiya	1
Salford City College - Eccles Campus	1
Winstanley College	1
<b>Greater Manchester Institutions Total</b>	<b>12</b>
<b>Outside Greater Manchester Institutions</b>	
College in Hastings	1
College in Pakistan	1
Myerscough College	1
Runshaw College	4
<b>Outside Greater Manchester Institutions Total</b>	<b>7</b>
<b>Grand Total</b>	<b>140</b>